

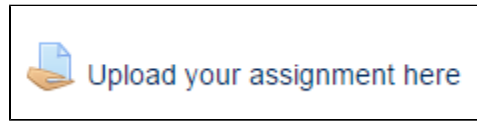
How to submit an assignment

Steps to follow

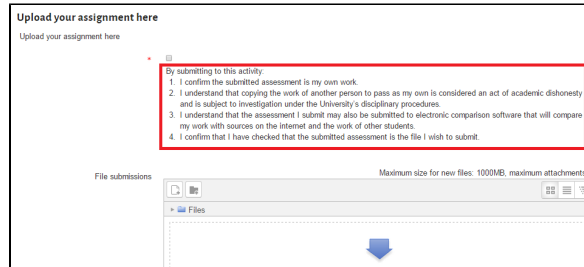
- 1) Go to your **course page**
- 2) Click on the **assignment**

The assignment icon is a hand holding a document.

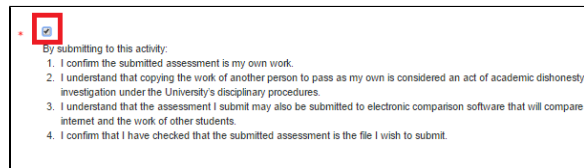
Your tutor will have named the assignment (or added some other text) to identify this assignment submission point.



- 3) Read the **submission statement**




- 4) Check the box to **accept the terms**

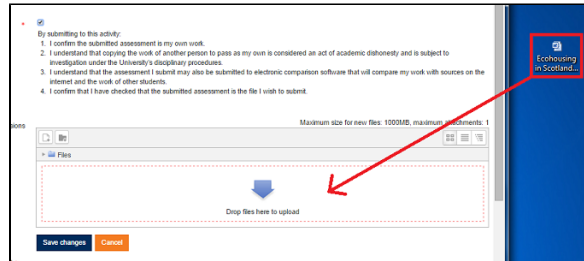


- 5) You can **drag and drop your document** from your desktop to the **submission box**.

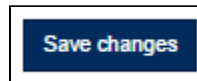
Or alternatively, upload your submission via the **file picker** by clicking

the 'Add...' files button  :

- Click the file picker 'Add' button found at top left of submission box
- Click the 'Choose file' button
- Navigate to the file on your computer and select it
- Click 'Upload' this file button
- Click 'Save changes' (as seen in previous instruction)



- 6) Click the **'Save changes'** button.



You will now be able to see the **submission status**.


Upload your assignment here
Upload your assignment here

Feedback and marks return
Marks to be released by: Wednesday, 2 November 2016, 12:00 PM

Submission status

Submission status	Submitted for grading
Grading status	Not graded
Due date	Wednesday, 26 October 2016, 12:00 AM
Time remaining	6 days 11 hours
Last modified	Wednesday, 19 October 2016, 12:15 PM
File submissions	<ul style="list-style-type: none"> Ecohousing in Scotland.docx Tumlin status: Pending
Submission comments	Comments (0)
Feedback Manager	

[Edit submission](#)
Make changes to your submission

 Depending on how the assignment has been set up you will see:

'Submitted for grading' - meaning that no further action is required

or

'Draft' - meaning that your submission is not yet complete.

Submission status

Submission status	Submitted for grading
-------------------	-----------------------

If you see the **'Edit submission'** button, this means **you can still make changes** to your submission until the cut off date.

[Edit submission](#)
Make changes to your submission

If you see a **'Submit assignment'** button - you will need to click 'Submit assignment' **before the submission is complete**.

After you have clicked 'Submit assignment' **you will not be able to make changes** to your submission.

The tutor chooses whether to include the 'Submit assignment' button (or not) when they set up the assignment.

[Edit submission](#)
Make changes to your submission
[Submit assignment](#)

Once this assignment is submitted you will not be able to make any more changes.