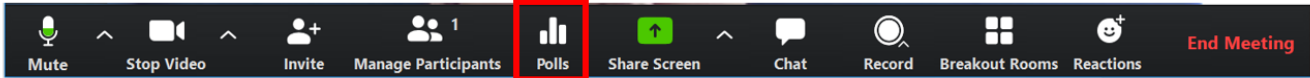


Polling for Meetings

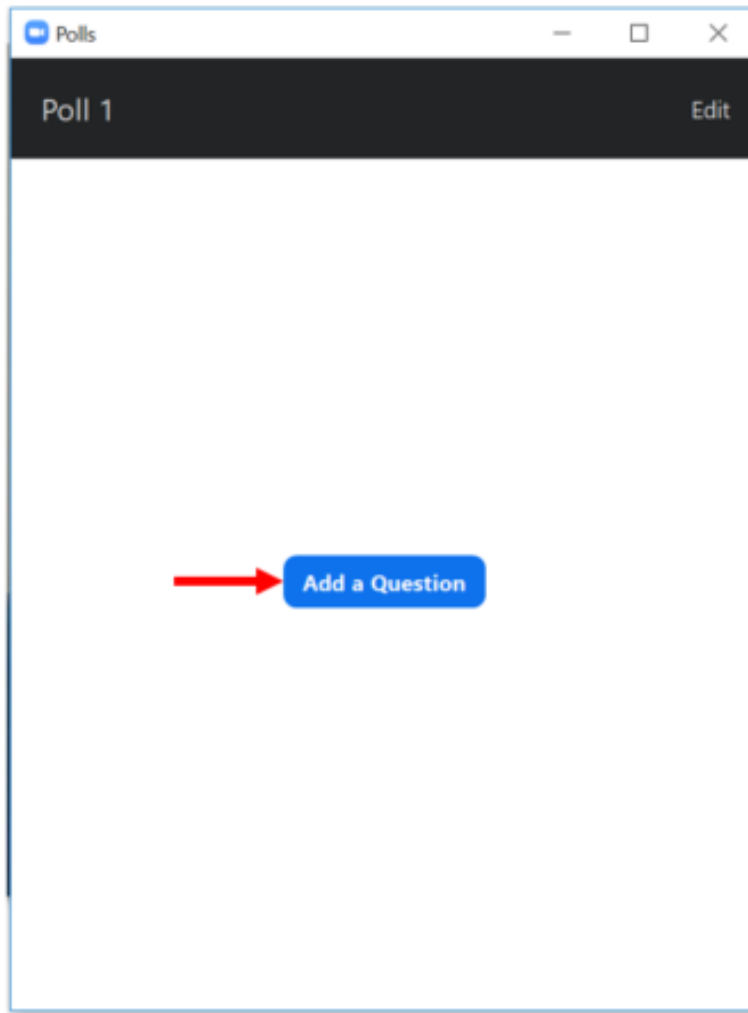
The polling feature for meetings allows you to create a single choice or multiple choice polling questions for your meetings. You will be able to launch the poll during your meeting and gather the responses from your attendees. You also have the ability to download a report of polling after the meeting. Polls can also be conducted anonymously if you do not wish to collect participant information with the poll results.

Creating a Poll

- Start a meeting.
- Click **Polls**. This will open up your default web browser where you can add additional polls or questions.



- Click **Add a Question** to begin creating the poll.




- Enter a title. (Optional) Check the box to make the poll anonymous, which will keep the participant's polling information anonymous in the meeting and in the reports.

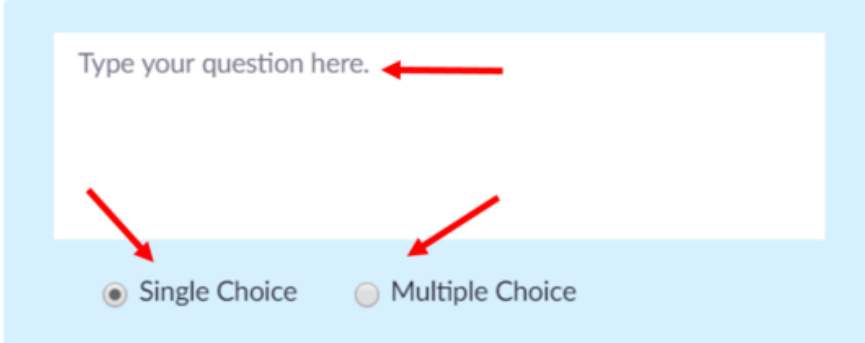
Add a Poll



Enter a title for this poll.

Anonymous? 

- Enter your first question and select whether you want the question to be a single choice (participants can only choose one answer) or multiple choice question (participants can choose multiple answers).



The screenshot shows a light blue bordered box containing a white text input field with the placeholder text "Type your question here." and a red arrow pointing to it. Below the input field, there are two radio button options: "Single Choice" (with a selected radio button) and "Multiple Choice" (with an unselected radio button). Red arrows point to each of these radio buttons.

- Type in the answers to your question and click **Save** at the bottom.

Answer 1

Answer 2

Answer 3 (Optional)

Answer 4 (Optional)

Answer 5 (Optional)

Answer 6 (Optional)

Answer 7 (Optional)

Answer 8 (Optional)

Answer 9 (Optional)

Answer 10 (Optional)

Delete

+ Add a Question

Save Cancel

- If you would like to add a new question, click **Add a Question** to create a new question for that particular poll.

+ Add a Question


Save Cancel

- You can add more polls or edit them by clicking on **Add** or **Edit**.

Edit Meeting Polls

You have created 2 polls for this meeting.

Add

Title	Total Questions	Anonymous	
✓ Poll 1:Polling Questions	1 question	No	 Edit Delete
✓ Poll 2:Colors	1 question	No	Edit Delete

Launching a Poll

- Select the poll you would like to launch.
- Click **Launch Poll**.

Polling 1: Polling Questions [Edit](#)

1.What is your favorite color?

Red

Green

Blue

[Launch Poll](#)

- The participants in the meeting will now be prompted to answer the polling questions. The host will be able to see the results live.

Polling Questions in Progress 00:00:19

Attendees are now viewing questions 1 of 1 voted

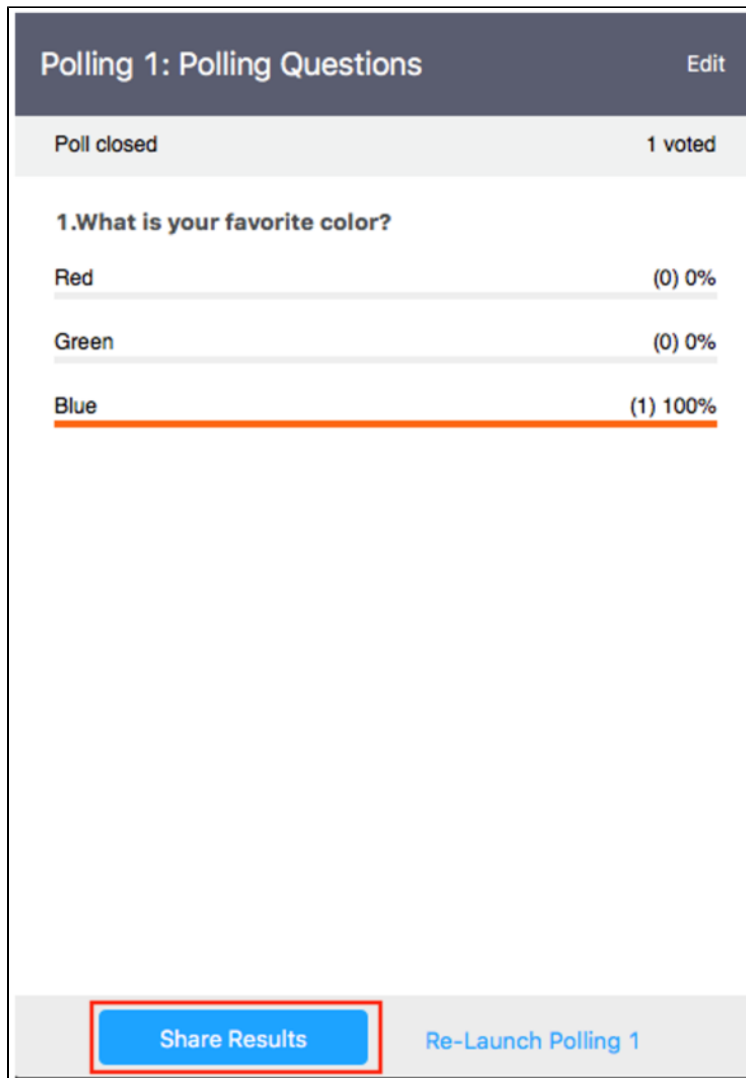
1. What is your favorite color?

Red	(0) 0%
Green	(0) 0%
Blue	(1) 100%

End Poll

Once you would like to stop the poll, click **End Poll**.

- If you would like to share the results with the participants in the meeting, click **Share Results**.



- Participants will then see the results of the polling questions.

Sharing Poll Results

Attendees are now viewing poll results

1. What is your favorite color?

Red	(0) 0%
Green	(0) 0%
Blue	(1) 100%

Stop Sharing